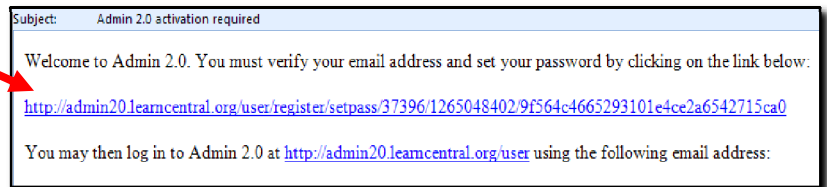
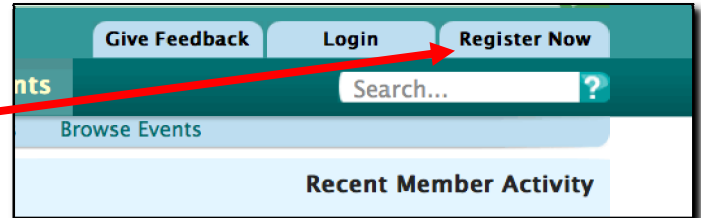


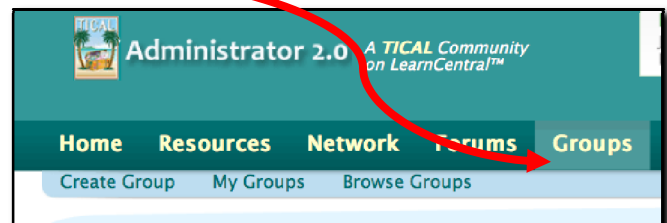
TICAL Conference Online Community – Administrator 2.0

Join the ongoing discussion about conference happenings and view presentation handouts from ALL sessions. Also, follow all updates on Twitter at http://www.twitter.com/ar_tical OR Search Twitter using the Hashtag #tical2010 – Feel free to add your own tweets about the conference using the Hashtag!

1. Go to <http://www.admin20.org> in any web browser.
2. Click on the *Register Now* tab on the far right of the screen.
3. Complete the required information.
4. Confirm your account by checking your email and selecting or copying and pasting the unique URL provided by no-reply@learncentral.org.
5. Create a password.



6. Change your picture and edit your profile by clicking on the links to the left of your home area.
7. Access the TICAL Conference group by clicking on *Groups* at the top of the screen and searching for "TICAL Conference" or here is the URL <http://bit.ly/tical-conf-com>



8. Click *Join* to be a group member.
9. Join the discussions, connect with TICAL conference members, and access all presentation handouts under the *Portfolio* tab.

